

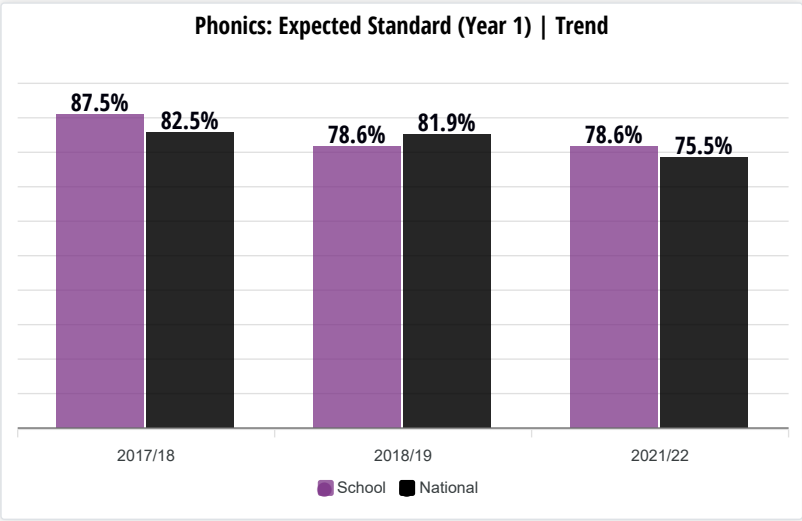
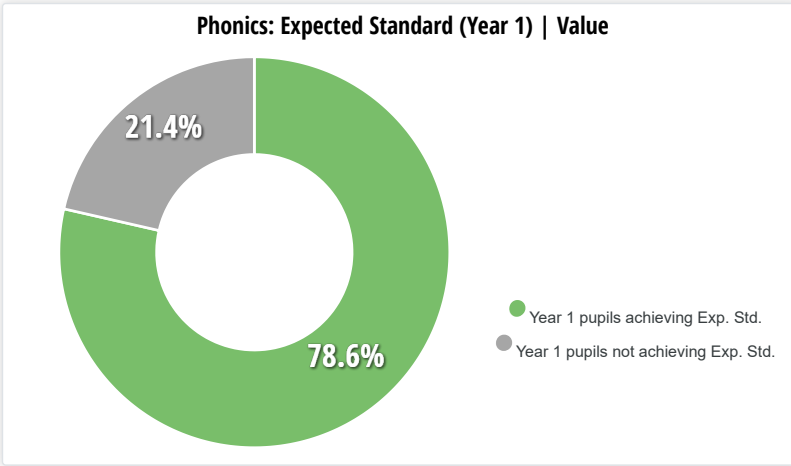
BRANT BROUGHTON CE AND METHODIST PRIMARY SCHOOL

Academic Year: **2021/22** | Comparator: **National**

Phonics Expected Standard (Year 1) **78.6%** ↔ GAP +3.1% ↗ TREND 0.0% ↕ %ILE 48th

From a Year 1 phonics cohort of **14 pupils** in your school, **78.6%** achieved the expected standard of 32, a total of **11 pupils**.

The average point score for your Year 1 phonics cohort is **36.2**.



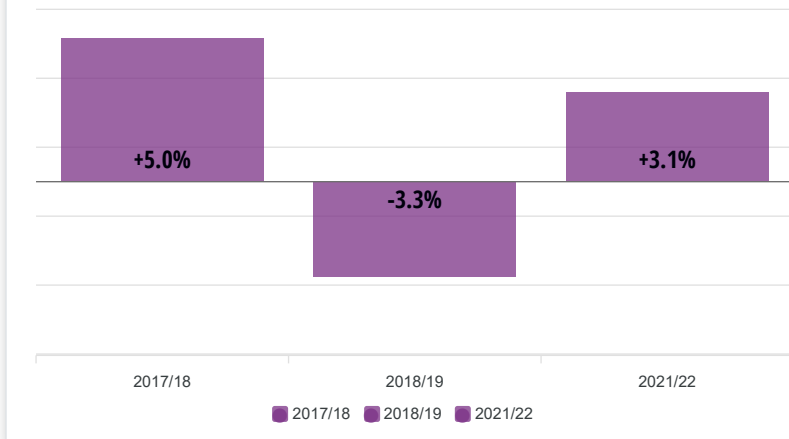
Your school's Year 1 expected standard percentage has **remained the same** from **78.6%** in 2018/19 to **78.6%** in 2021/22.

This is equivalent to approximately **the same number of** pupils achieving the expected standard in 2021/22 compared to 2018/19.

Your school's average Year 1 expected standard percentage for the last 3 academic year(s) is **81.8%**.

COMPARISON | NATIONAL

Phonics: Expected Standard (Year 1) | Comparison Trend



78.6% of your Year 1 cohort achieved the expected standard in your school, **3.1% higher than** the National average of **75.5%**.

This is the equivalent to **the same number of** pupils in your school achieving the expected standard compared to the National average.

Your school has been above the National average **2 times** in the last 3 academic year(s) for the Year 1 expected standard.

Your school's relative change for Year 1 expected standard has **improved by 14.7%**, from **-8.3%** in 2018/19 to **+6.4%** in 2021/22 when compared to the National average.

While your school average for Year 1 expected standard has **remained the same**, from **78.6%** in 2018/19 to **78.6%** in 2021/22, the National average **decreased by 6.4%**, from **81.9%** in 2018/19 to **75.5%** on 2021/22.

Phonics: Expected Standard (Year 1) | Relative Change

	2017/18 Value	→ Trend	2018/19 Value	→ Trend	2021/22 Value
School	87.5%	-8.9%	78.6%	+0.0%	78.6%
National	82.5%	-0.6%	81.9%	-6.4%	75.5%
Relative Change	n/a	-8.3%	n/a	+6.4%	n/a

RANK

Your school is in **percentile 48** when compared to all schools nationally for Year 1 expected standard.

The schools in the same decile as you had between **77.8%** and **80.9%** of the their Year 1 cohort achieve the expected standard.

Your school **rose 21** places in the percentile rankings between 2018/19 and 2021/22, from **69** to **48**.

